

# ONE PAGER INFORMATION DESIGN

## COLORS




0 0 0  
0 0 0

FONT  
TABLES



78 121 167  
137 184 218

DIAGRAMS



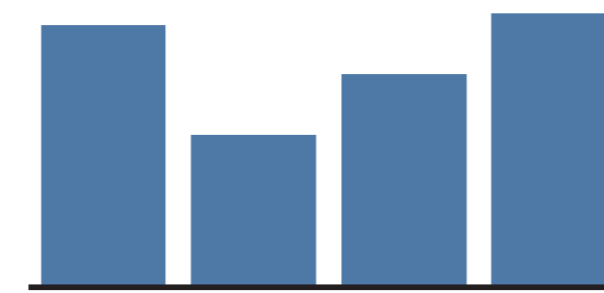
119 211 111  
242 66 105

POSITIVE VALUES  
NEGATIVE VALUES

## CHARTS

TIME

COLUMN



LINE



DEVIATION

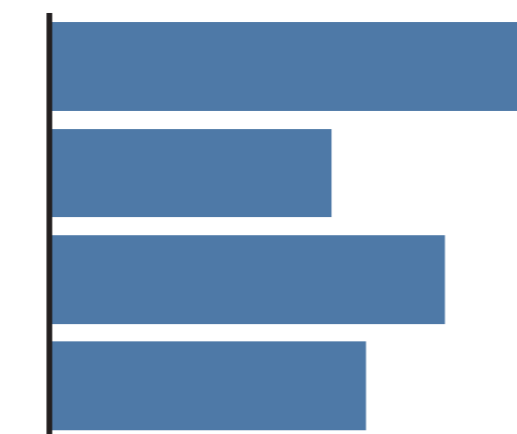


WATERFALL

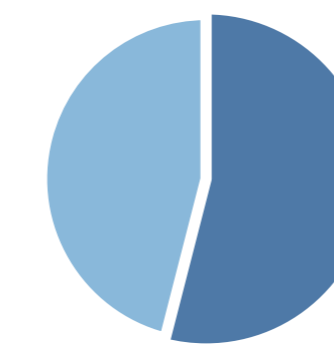


STRUCTURE


BAR



PIE



DEVIATION



WATERFALL



## TYPEFACE

TYPE

Arial

PERMITTED FORMATS

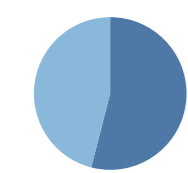
Normal & **Bold**

NO COLORING

Red & Green

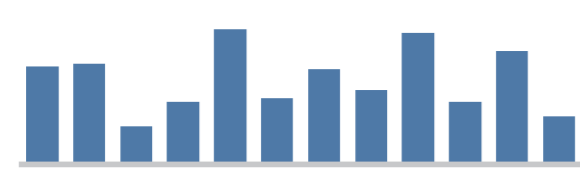
## MICRO CHARTS

PIE




Proportion

COLUMN



Course

LINE



Trend

## TABLE DESIGN

1

Sales  
TEUR  
2017, PY

2

**BADEN-WURTTENBERG**

3

Heidenheim

4

1.443

5

1.476

6

PY

ACT

6.900

6.360

2.238

1.359

1.760

1.804

1.459

1.721

1

TITEL CONCEPT

2

TOTALS  
(bold capitals)

3

TEXTS & FIGURES

4

TEXTS  
(aligned left)

5

FIGURES  
(aligned right)

6

COLUMN HEADER  
(aligned right)